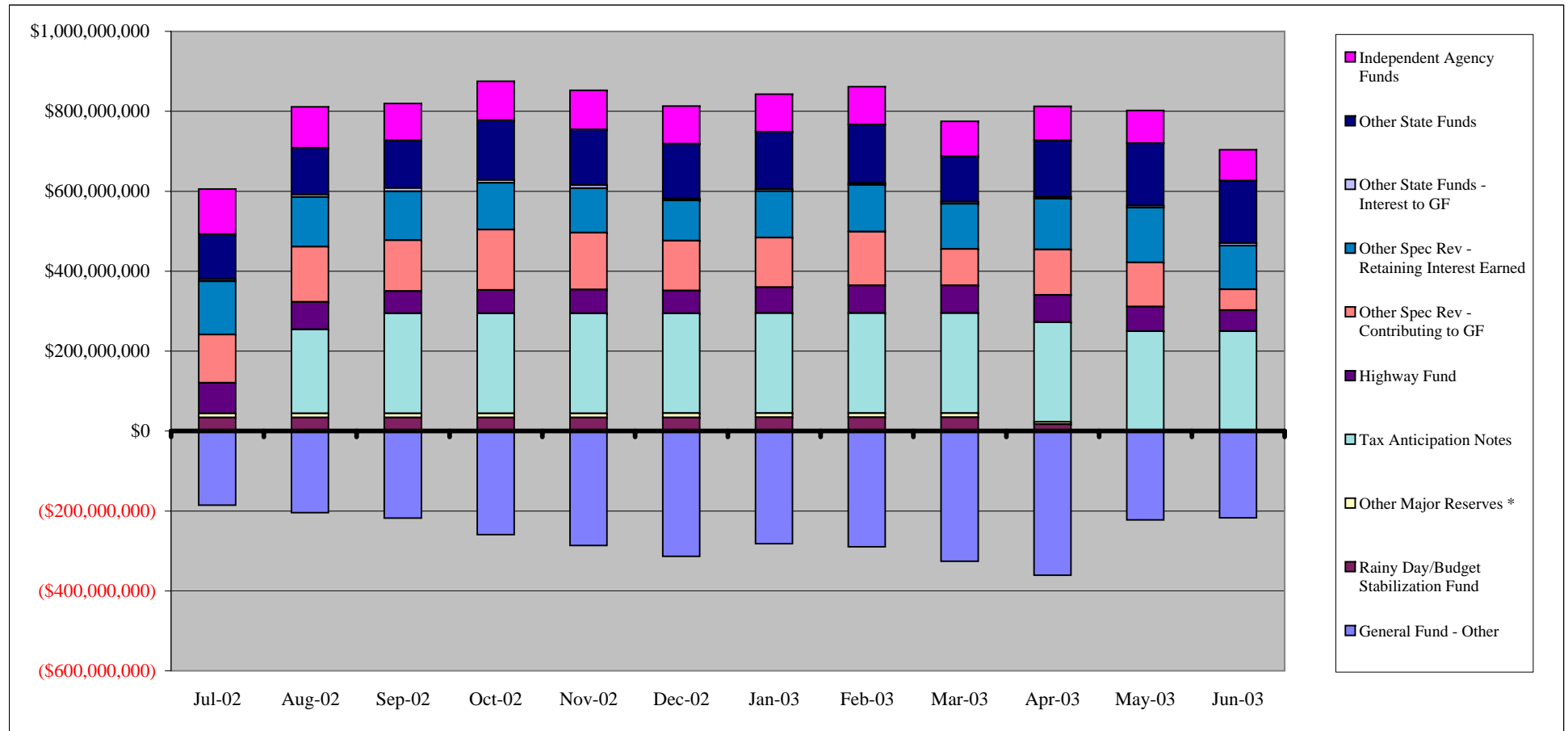


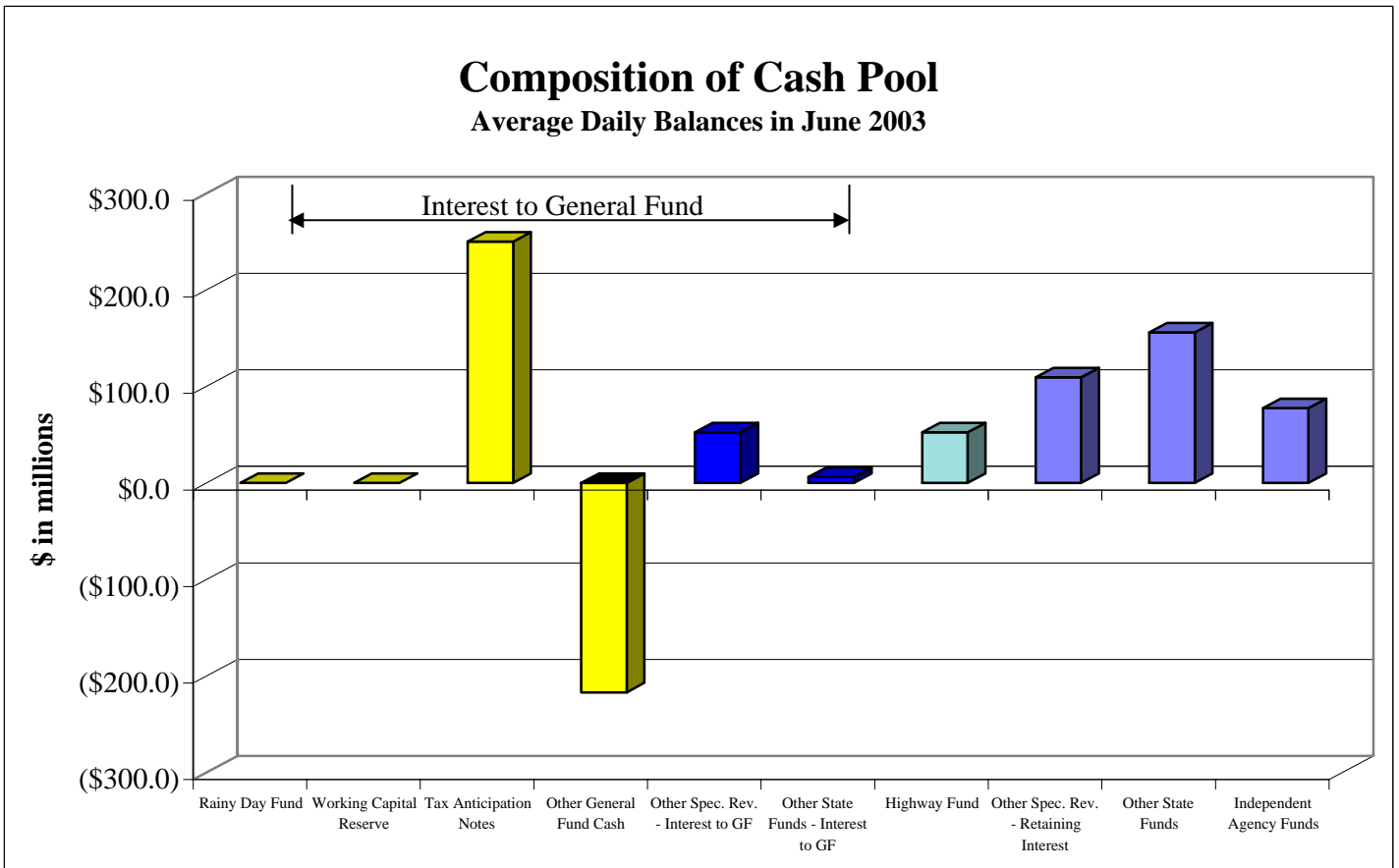
Cash Pool - Average Daily Balances by Month - Fiscal Year ending June 30, 2003 (FY03)

	Jul-02	Aug-02	Sep-02	Oct-02	Nov-02	Dec-02	Jan-03	Feb-03	Mar-03	Apr-03	May-03	Jun-03
General Fund - Total	(141,187,638)	49,815,771	76,444,956	34,925,170	8,188,019	(19,038,425)	12,763,696	5,250,470	(31,078,134)	(88,336,882)	27,927,868	33,025,081
General Fund - Detail												
General Fund - Other	(185,608,320)	(204,282,331)	(217,975,726)	(259,495,511)	(286,232,663)	(313,597,494)	(282,113,115)	(289,730,212)	(326,058,816)	(360,827,223)	(222,072,132)	(216,974,919)
Rainy Day/Budget Stabilization Fund	33,920,682	33,920,682	33,920,682	33,920,682	33,920,682	34,059,069	34,376,811	34,480,682	34,480,682	17,240,341	0	0
Other Major Reserves *	10,500,000	10,500,000	10,500,000	10,500,000	10,500,000	10,500,000	10,500,000	10,500,000	10,500,000	5,250,000	0	0
Tax Anticipation Notes	0	209,677,419	250,000,000	250,000,000	250,000,000	250,000,000	250,000,000	250,000,000	250,000,000	250,000,000	250,000,000	250,000,000
Highway Fund	76,098,249	68,809,569	55,533,032	58,134,701	59,630,375	56,479,603	65,058,356	69,020,695	69,347,723	67,967,892	61,225,766	52,384,363
Other Spec Rev - Contributing to GF	121,102,756	138,432,584	127,248,568	151,156,579	141,829,903	124,887,349	123,972,578	134,720,435	91,235,548	113,948,473	110,332,358	52,341,263
Other Spec Rev - Retaining Interest Earned	132,757,378	123,924,980	122,492,309	117,222,127	111,611,052	100,863,811	116,156,315	116,817,426	113,017,756	127,392,723	137,181,201	109,444,409
Other State Funds - Interest to GF	5,526,952	6,380,333	8,442,651	6,954,264	7,844,258	4,700,363	5,631,913	4,763,734	5,251,796	4,146,061	5,674,919	6,057,702
Other State Funds	112,532,111	116,709,942	118,812,939	149,942,623	138,600,139	137,422,144	142,540,146	146,400,997	112,925,966	140,866,865	155,706,982	155,888,472
Independent Agency Funds	113,339,279	102,808,402	92,358,371	97,494,129	98,577,983	94,041,518	94,728,900	94,895,111	87,884,407	85,681,440	82,193,362	77,492,299
Total Cash Pool	420,169,087	606,881,581	601,332,826	615,829,593	566,281,729	499,356,363	560,851,904	571,868,868	448,585,061	451,666,572	580,242,455	486,633,588



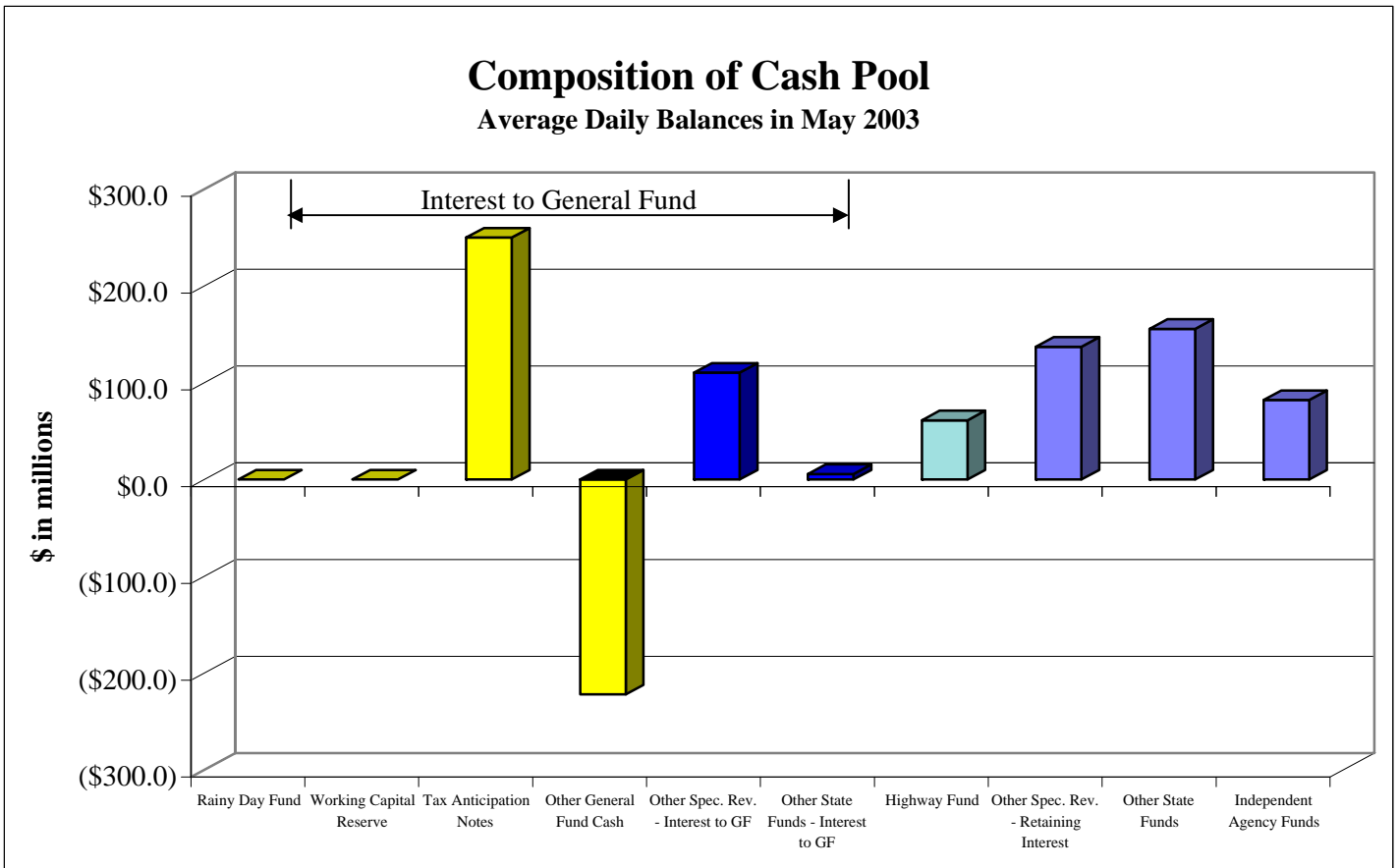
Composition of State's Cash Pool June 2003 Average Daily Balances

	June 2003
General Fund - Total	\$33,025,081
General Fund - Detail	
Rainy Day Fund	\$0
Working Capital Reserve	\$0
Tax Anticipation Notes	\$250,000,000
General Fund - Other	(\$216,974,919)
Highway Fund	\$52,384,363
Other Special Revenue - Contributing to General Fund	\$52,341,263
Other Special Revenue - Retaining Interest Earned	\$109,444,409
Other State Funds - Contributing Interest to General Fund	\$6,057,702
Other State Funds	\$155,888,472
Independent Agency Funds	\$77,492,299
Total Cash Pool	\$486,633,588



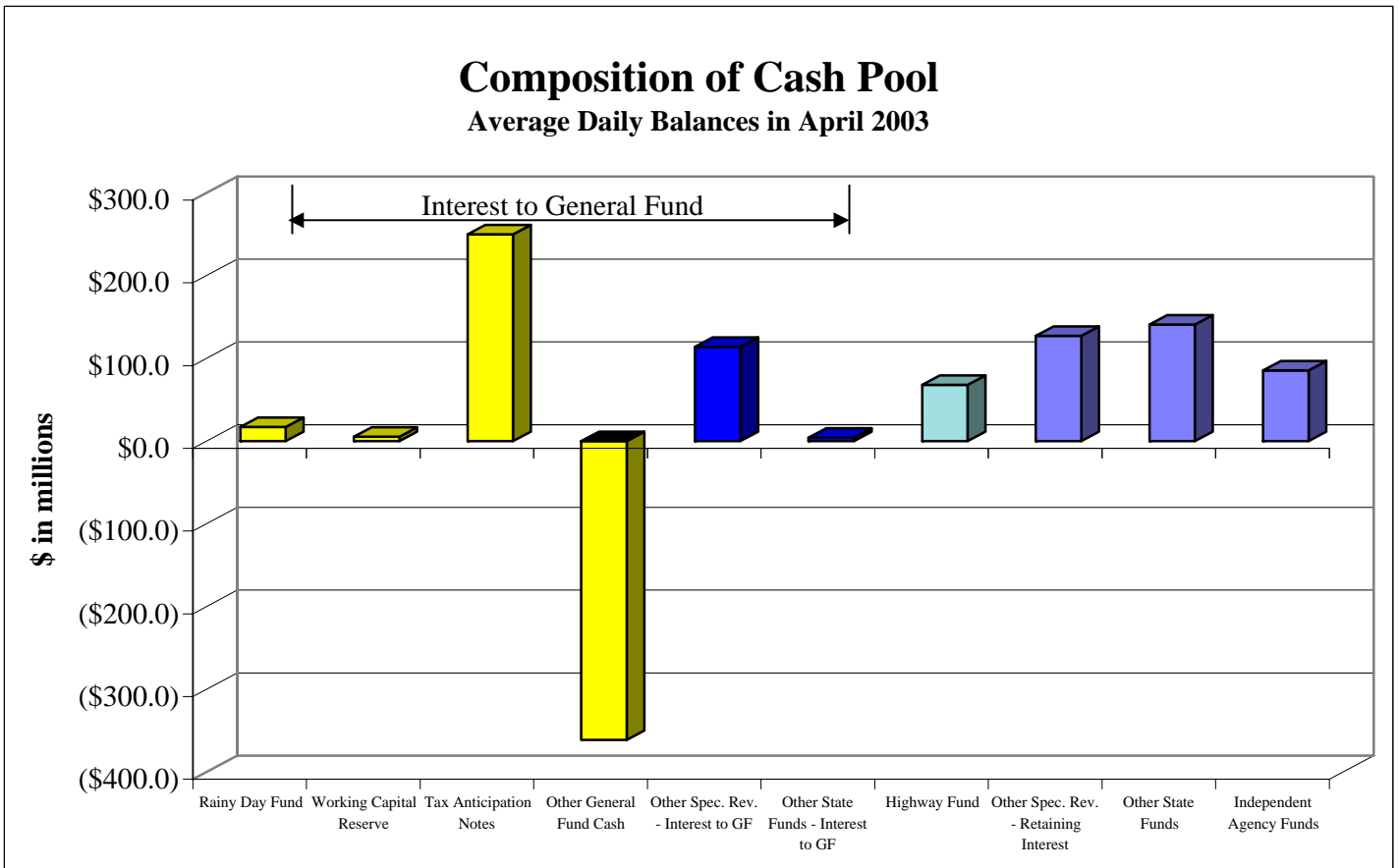
Composition of State's Cash Pool May 2003 Average Daily Balances

May 2003	
General Fund - Total	\$27,927,868
General Fund - Detail	
Rainy Day Fund	\$0
Working Capital Reserve	\$0
Tax Anticipation Notes	\$250,000,000
General Fund - Other	(\$222,072,132)
Highway Fund	\$61,225,766
Other Special Revenue - Contributing to General Fund	\$110,332,358
Other Special Revenue - Retaining Interest Earned	\$137,181,201
Other State Funds - Contributing Interest to General Fund	\$5,674,919
Other State Funds	\$155,706,982
Independent Agency Funds	\$82,193,362
Total Cash Pool	\$580,242,455



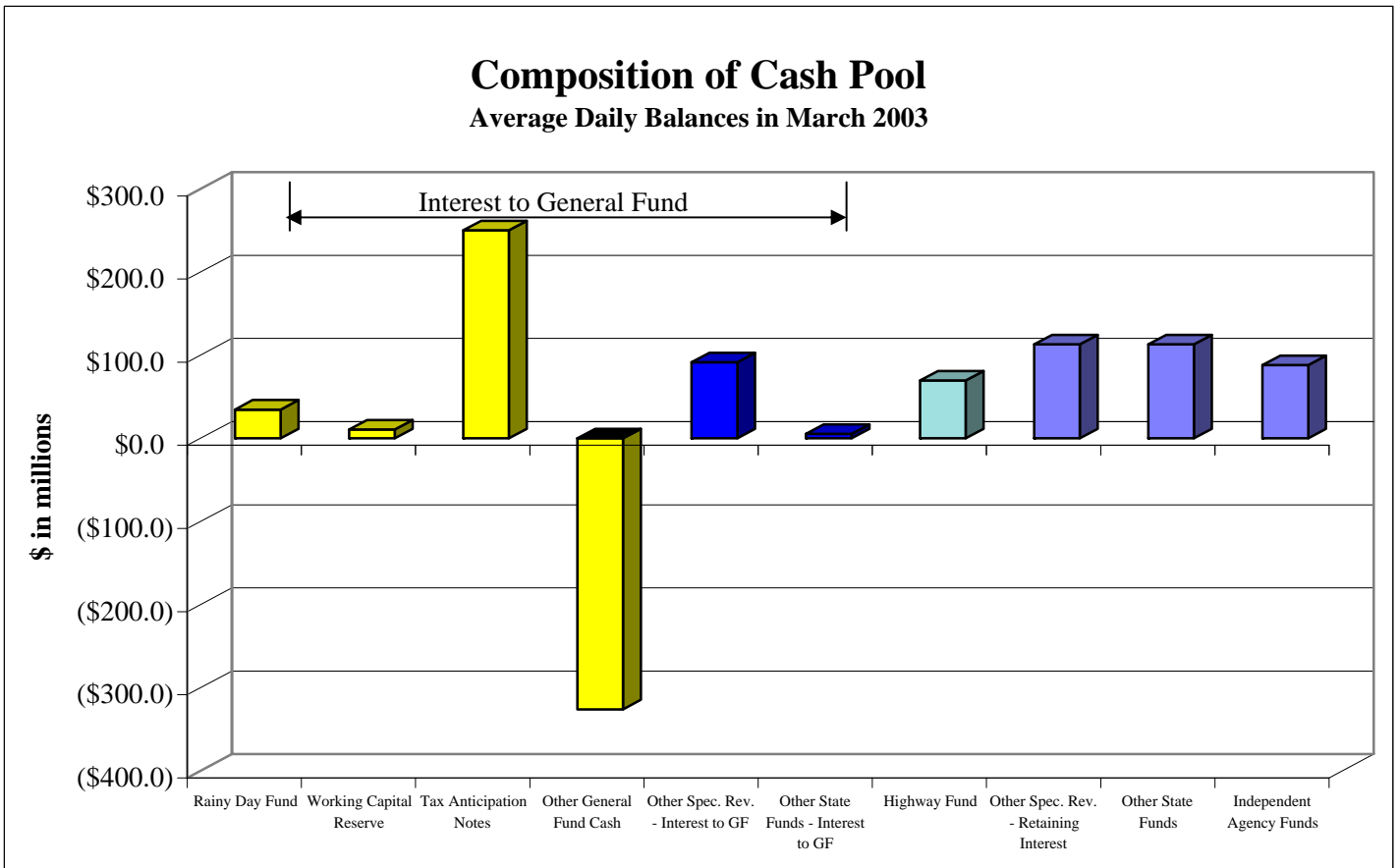
Composition of State's Cash Pool April 2003 Average Daily Balances

April 2003	
General Fund - Total	(\$88,336,882)
General Fund - Detail	
Rainy Day Fund	\$17,240,341
Working Capital Reserve	\$5,250,000
Tax Anticipation Notes	\$250,000,000
General Fund - Other	(\$360,827,223)
Highway Fund	\$67,967,892
Other Special Revenue - Contributing to General Fund	\$113,948,473
Other Special Revenue - Retaining Interest Earned	\$127,392,723
Other State Funds - Contributing Interest to General Fund	\$4,146,061
Other State Funds	\$140,866,865
Independent Agency Funds	\$85,681,440
Total Cash Pool	\$451,666,572



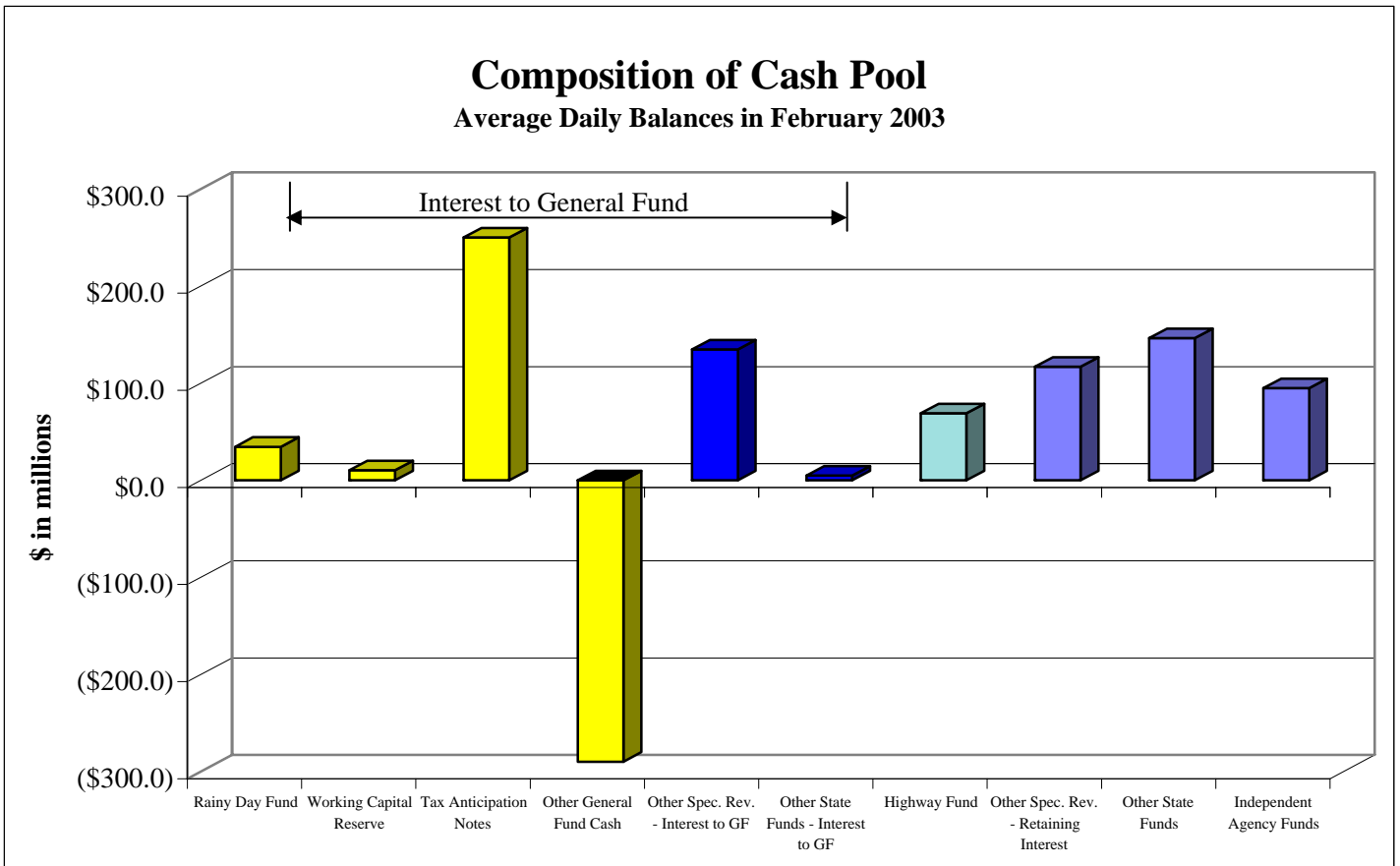
Composition of State's Cash Pool March 2003 Average Daily Balances

March 2003	
General Fund - Total	(\$31,078,134)
General Fund - Detail	
Rainy Day Fund	\$34,480,682
Working Capital Reserve	\$10,500,000
Tax Anticipation Notes	\$250,000,000
General Fund - Other	(\$326,058,816)
Highway Fund	\$69,347,723
Other Special Revenue - Contributing to General Fund	\$91,235,548
Other Special Revenue - Retaining Interest Earned	\$113,017,756
Other State Funds - Contributing Interest to General Fund	\$5,251,796
Other State Funds	\$112,925,966
Independent Agency Funds	\$87,884,407
Total Cash Pool	\$448,585,061



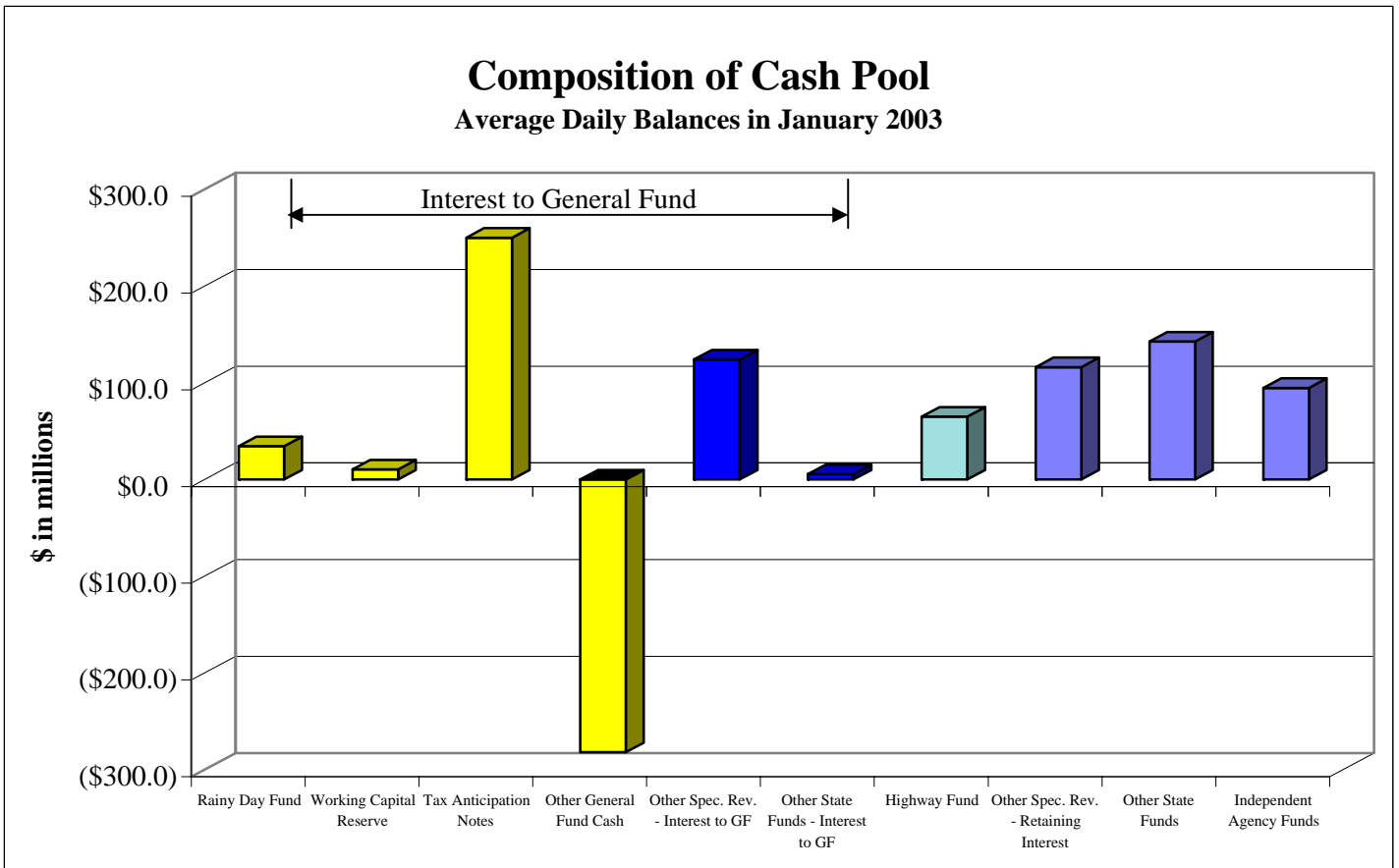
Composition of State's Cash Pool February 2003 Average Daily Balances

February 2003	
General Fund - Total	\$5,250,470
General Fund - Detail	
Rainy Day Fund	\$34,480,682
Working Capital Reserve	\$10,500,000
Tax Anticipation Notes	\$250,000,000
General Fund - Other	(\$289,730,212)
Highway Fund	\$69,020,695
Other Special Revenue - Contributing to General Fund	\$134,720,435
Other Special Revenue - Retaining Interest Earned	\$116,817,426
Other State Funds - Contributing Interest to General Fund	\$4,763,734
Other State Funds	\$146,400,997
Independent Agency Funds	\$94,895,111
Total Cash Pool	\$571,868,868



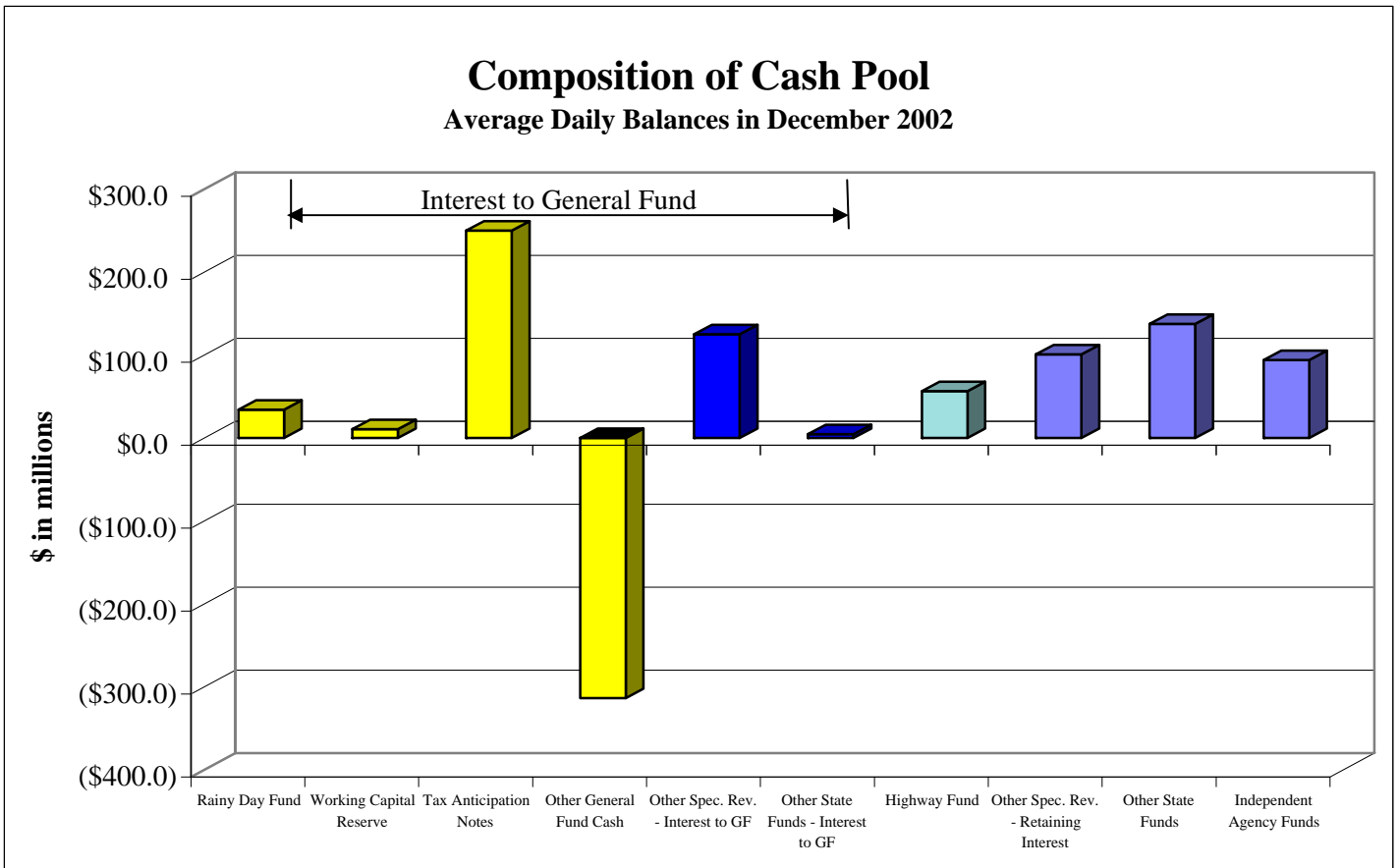
Composition of State's Cash Pool January 2003 Average Daily Balances

January 2003	
General Fund - Total	\$12,763,696
General Fund - Detail	
Rainy Day Fund	\$34,376,811
Working Capital Reserve	\$10,500,000
Tax Anticipation Notes	\$250,000,000
General Fund - Other	(\$282,113,115)
Highway Fund	\$65,058,356
Other Special Revenue - Contributing to General Fund	\$123,972,578
Other Special Revenue - Retaining Interest Earned	\$116,156,315
Other State Funds - Contributing Interest to General Fund	\$5,631,913
Other State Funds	\$142,540,146
Independent Agency Funds	\$94,728,900
Total Cash Pool	\$560,851,904



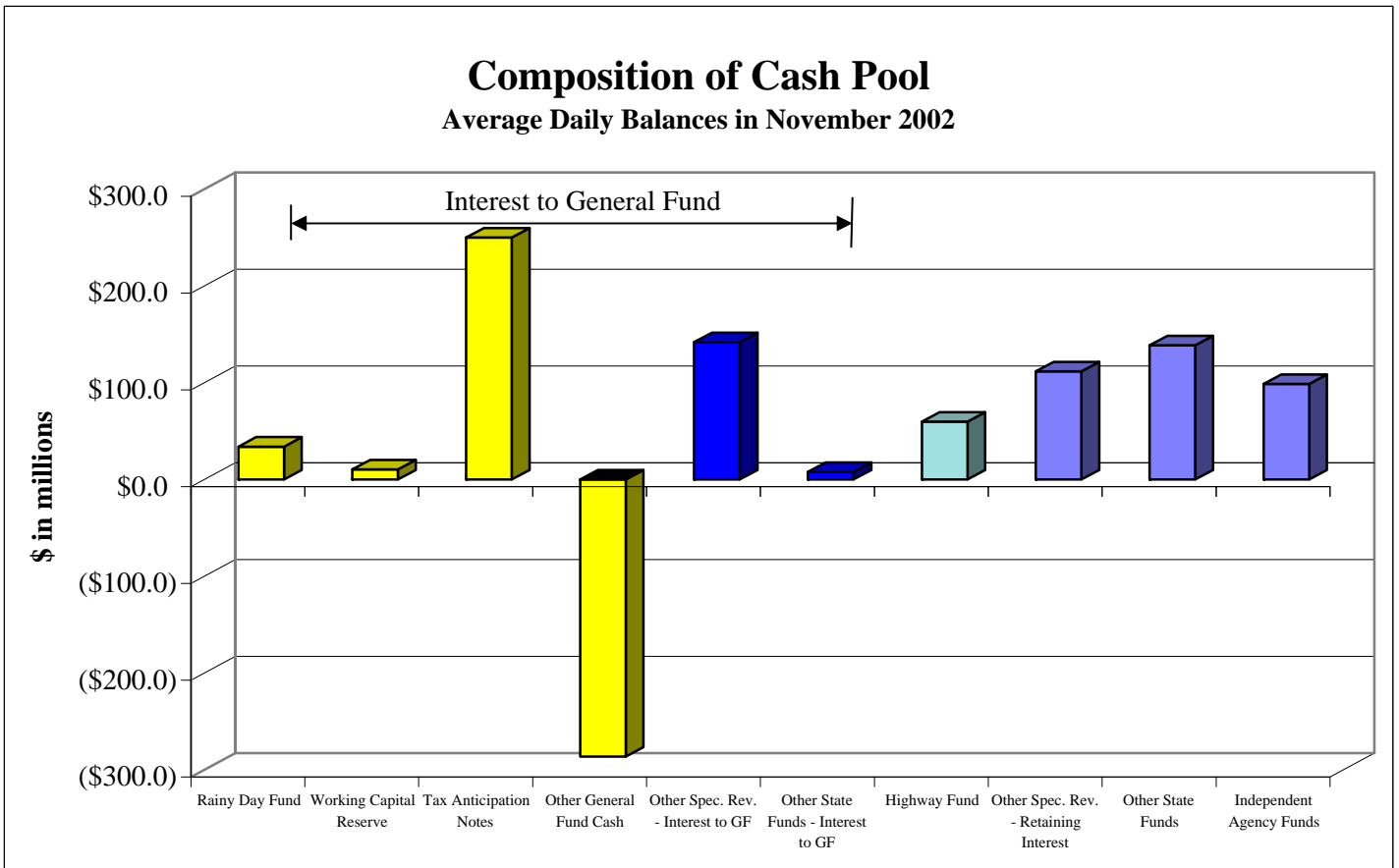
Composition of State's Cash Pool December 2002 Average Daily Balances

December 2002	
General Fund - Total	(\$19,038,425)
General Fund - Detail	
Rainy Day Fund	\$34,059,069
Working Capital Reserve	\$10,500,000
Tax Anticipation Notes	\$250,000,000
General Fund - Other	(\$313,597,494)
Highway Fund	\$56,479,603
Other Special Revenue - Contributing to General Fund	\$124,887,349
Other Special Revenue - Retaining Interest Earned	\$100,863,811
Other State Funds - Contributing Interest to General Fund	\$4,700,363
Other State Funds	\$137,422,144
Independent Agency Funds	\$94,041,518
Total Cash Pool	\$499,356,363



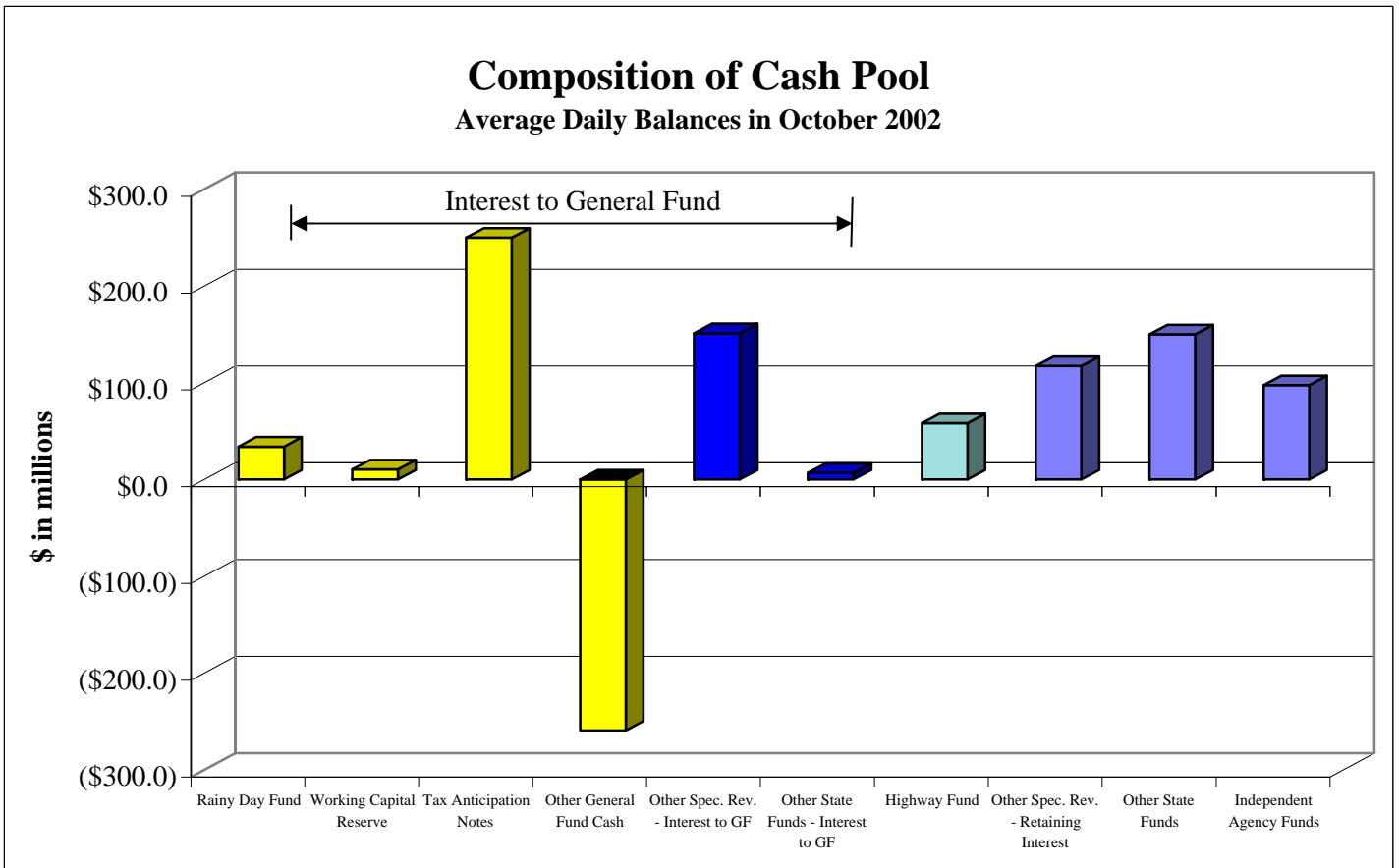
Composition of State's Cash Pool November 2002 Average Daily Balances

November 2002	
General Fund - Total	\$8,188,019
General Fund - Detail	
Rainy Day Fund	\$33,920,682
Working Capital Reserve	\$10,500,000
Tax Anticipation Notes	\$250,000,000
General Fund - Other	(\$286,232,663)
Highway Fund	\$59,630,375
Other Special Revenue - Contributing to General Fund	\$141,829,903
Other Special Revenue - Retaining Interest Earned	\$111,611,052
Other State Funds - Contributing Interest to General Fund	\$7,844,258
Other State Funds	\$138,600,139
Independent Agency Funds	\$98,577,983
Total Cash Pool	\$566,281,729



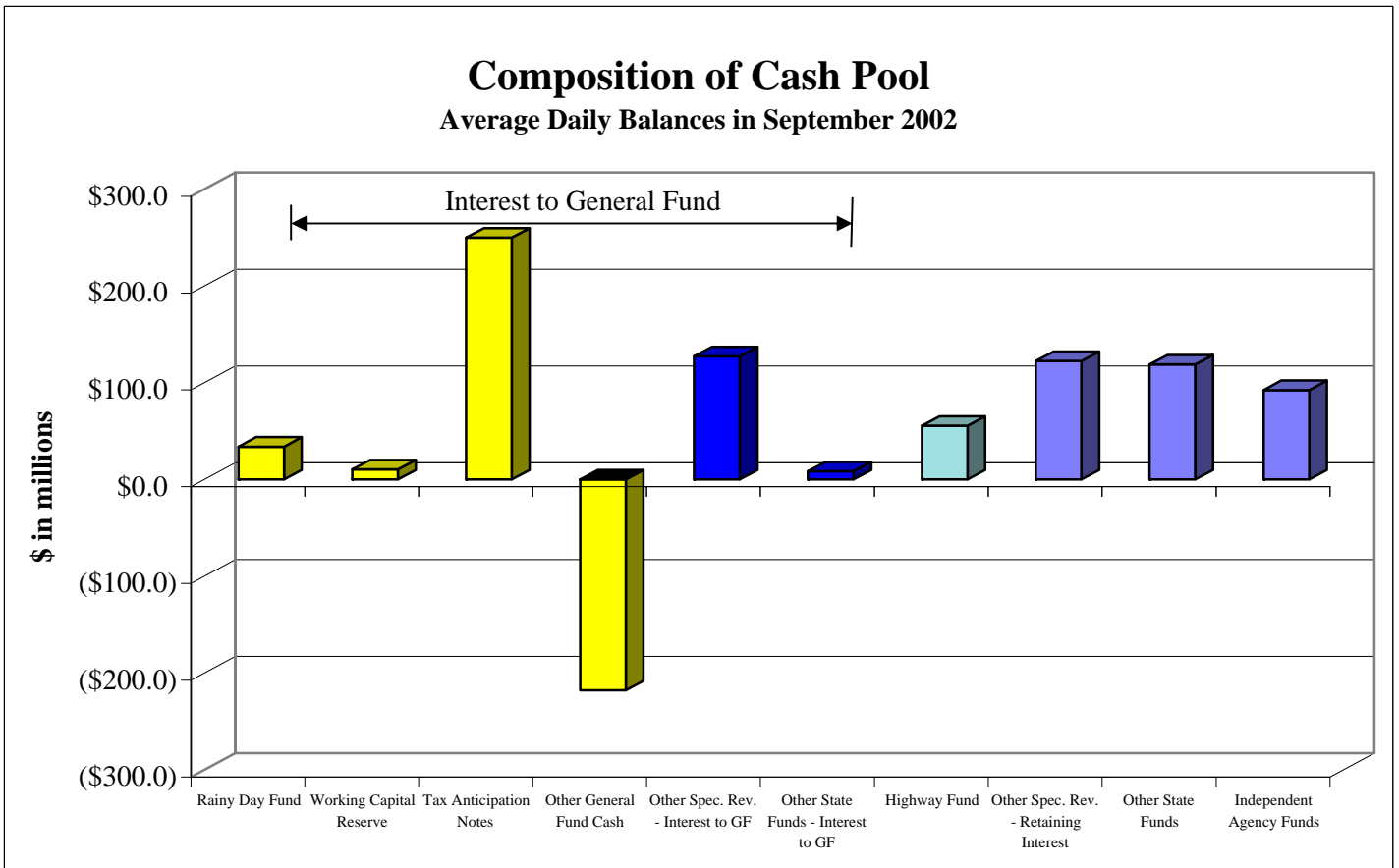
Composition of State's Cash Pool October 2002 Average Daily Balances

October 2002	
General Fund - Total	\$34,925,170
General Fund - Detail	
Rainy Day Fund	\$33,920,682
Working Capital Reserve	\$10,500,000
Tax Anticipation Notes	\$250,000,000
General Fund - Other	(\$259,495,511)
Highway Fund	\$58,134,701
Other Special Revenue - Contributing to General Fund	\$151,156,579
Other Special Revenue - Retaining Interest Earned	\$117,222,127
Other State Funds - Contributing Interest to General Fund	\$6,954,264
Other State Funds	\$149,942,623
Independent Agency Funds	\$97,494,129
Total Cash Pool	\$615,829,593



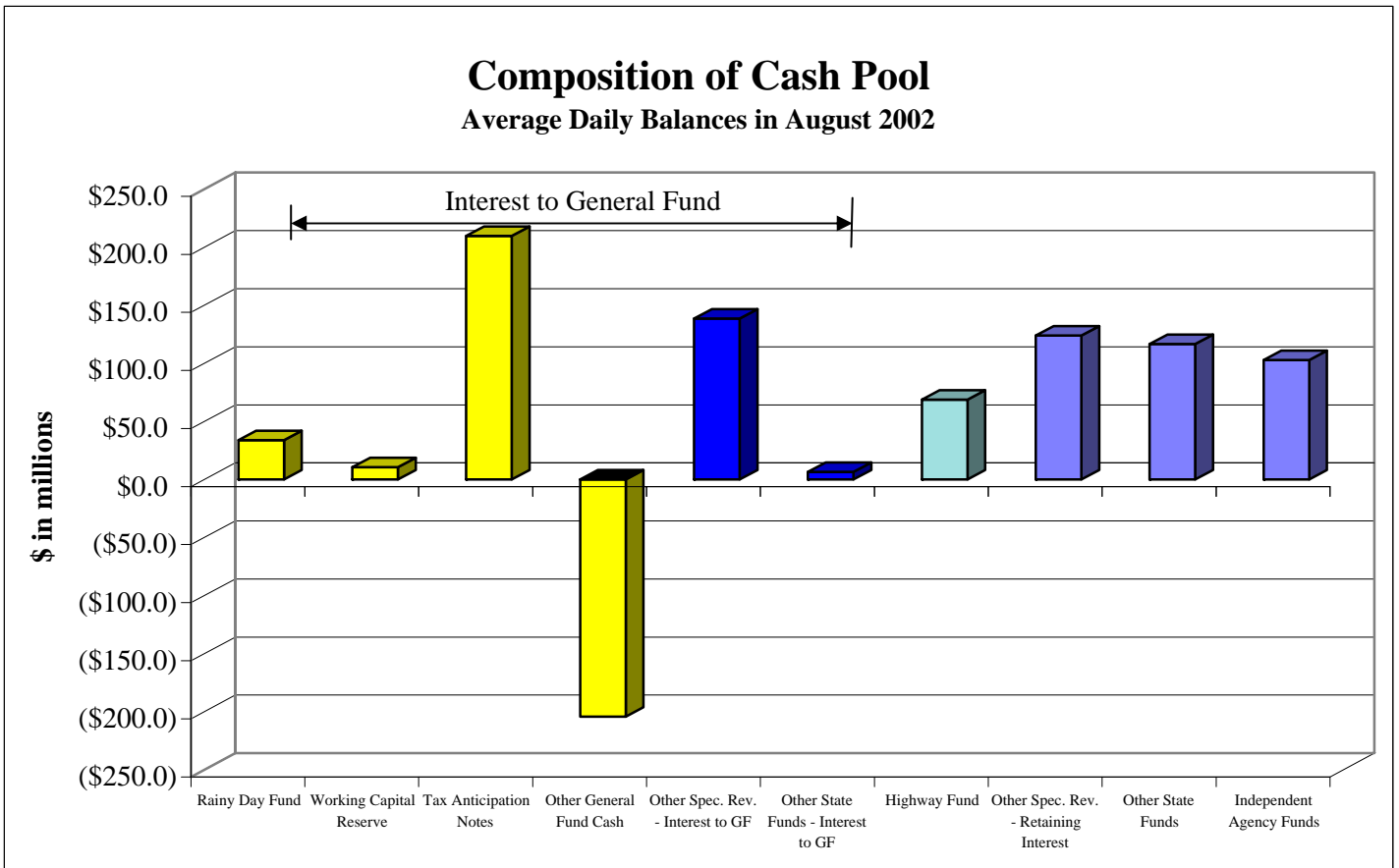
Composition of State's Cash Pool September 2002 Average Daily Balances

	September 2002
General Fund - Total	\$76,444,956
General Fund - Detail	
Rainy Day Fund	\$33,920,682
Working Capital Reserve	\$10,500,000
Tax Anticipation Notes	\$250,000,000
General Fund - Other	(\$217,975,726)
Highway Fund	\$55,533,032
Other Special Revenue - Contributing to General Fund	\$127,248,568
Other Special Revenue - Retaining Interest Earned	\$122,492,309
Other State Funds - Contributing Interest to General Fund	\$8,442,651
Other State Funds	\$118,812,939
Independent Agency Funds	\$92,358,371
Total Cash Pool	\$601,332,826



Composition of State's Cash Pool August 2002 Average Daily Balances

August 2002	
General Fund - Total	\$49,815,771
General Fund - Detail	
Rainy Day Fund	\$33,920,682
Working Capital Reserve	\$10,500,000
Tax Anticipation Notes	\$209,677,419
General Fund - Other	(\$204,282,331)
Highway Fund	\$68,809,569
Other Special Revenue - Contributing to General Fund	\$138,432,584
Other Special Revenue - Retaining Interest Earned	\$123,924,980
Other State Funds - Contributing Interest to General Fund	\$6,380,333
Other State Funds	\$116,709,942
Independent Agency Funds	\$102,808,402
Total Cash Pool	\$606,881,581



Composition of State's Cash Pool July 2002 Average Daily Balances

	July 2002
General Fund - Total	(\$141,187,638)
General Fund - Detail	
Rainy Day Fund	\$33,920,682
Working Capital Reserve	\$10,500,000
General Fund - Other	(\$185,608,320)
Highway Fund	\$76,098,249
Other Special Revenue - Contributing to General Fund	\$121,102,756
Other Special Revenue - Retaining Interest Earned	\$132,757,378
Other State Funds - Contributing Interest to General Fund	\$5,526,952
Other State Funds	\$112,532,111
Independent Agency Funds	\$113,339,279
Total Cash Pool	\$420,169,087

